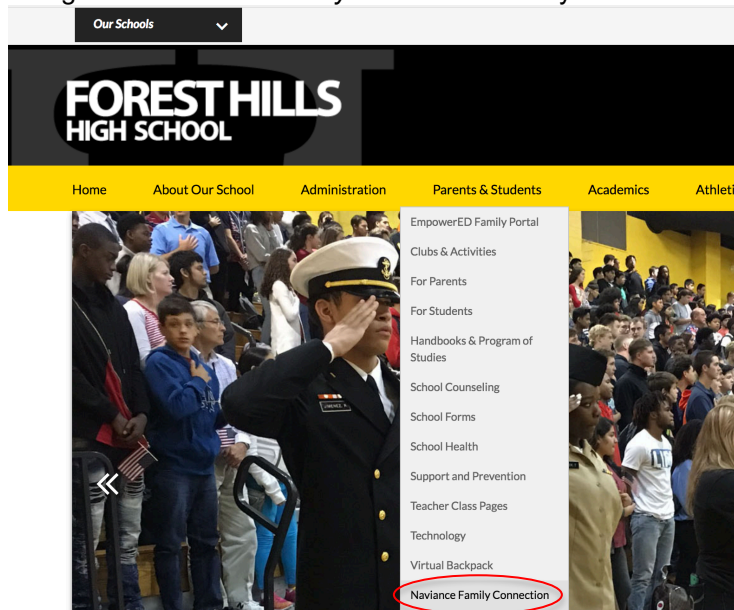


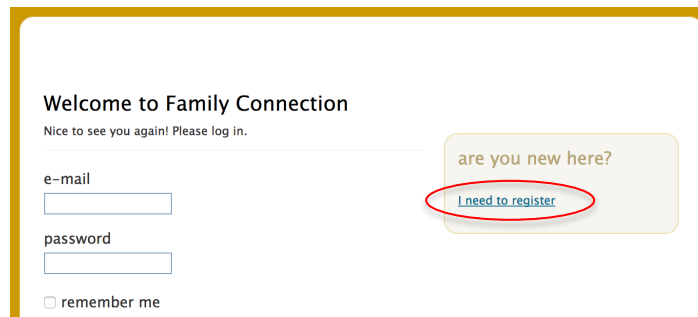
Parent Access to Naviance – Family Connection

This tutorial will show you how to create a Naviance Family Connection account.

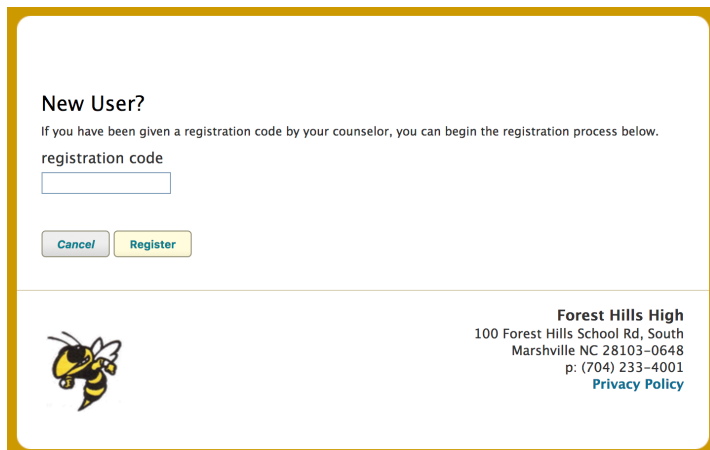
1. Navigate to *Naviance Family Connection* from your school's home page.



2. Click "I need to register".



The screenshot shows the 'Welcome to Family Connection' login page. The 'are you new here?' section has a button labeled 'I need to register' circled in red.



The screenshot shows the 'New User?' registration page. It includes a text input field for the 'registration code' and a 'Register' button. The page also features the Forest Hills High logo and contact information.

3. Enter the registration code provided by your child's school.